

# Coordinate graphs

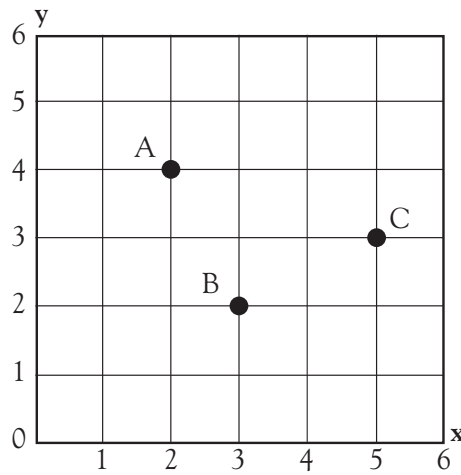


Write the coordinates for each point.  
Remember to write the coordinate for  
the x-axis first.

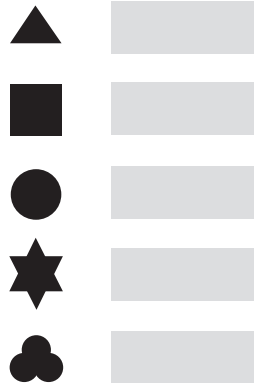
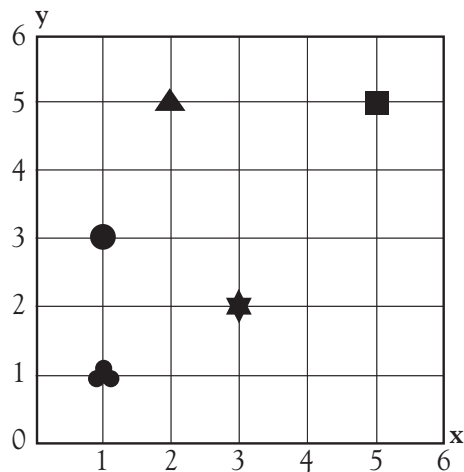
A (2, 4)

B (3, 2)

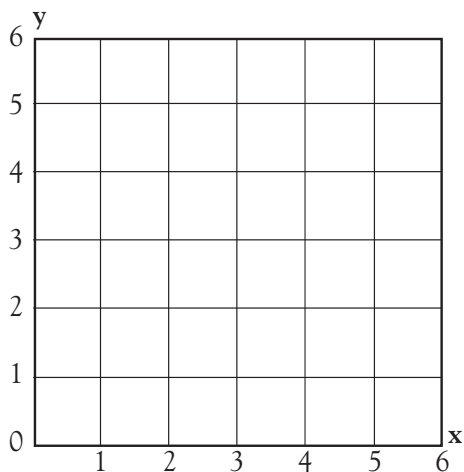
C (5, 3)



Write the coordinates for each symbol.



Place each of the points on the graph.



A (2, 3)

B (5, 4)

C (2, 4)

D (5, 3)

E (4, 4)

# Coordinate graphs

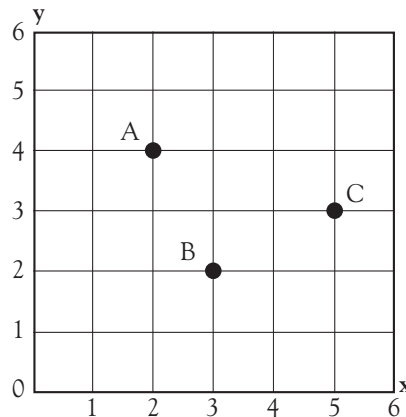


Write the coordinates for each point.  
Remember to write the coordinate for  
the x-axis first.

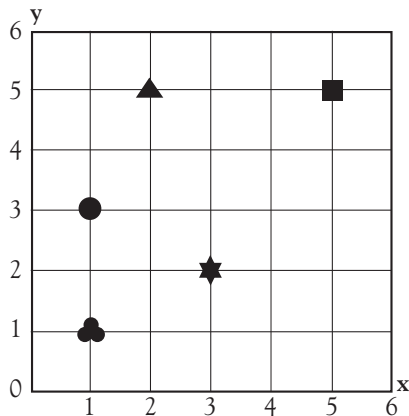
A (2, 4)

B (3, 2)

C (5, 3)



Write the coordinates for each symbol.



▲ (2, 5)

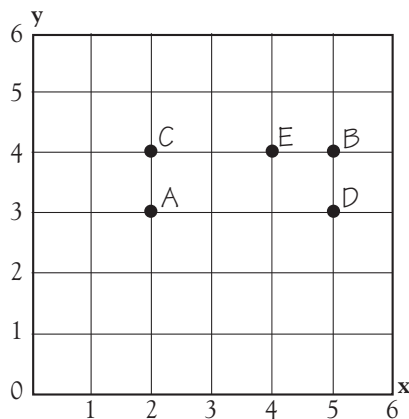
■ (5, 5)

● (1, 3)

★ (3, 2)

●●● (1, 1)

Place each of the points on the graph.



A (2, 3)

B (5, 4)

C (2, 4)

D (5, 3)

E (4, 4)

Most errors on this page result from children using the incorrect order for coordinate pairs. Make sure children know that the x-coordinate is always written before the y-coordinate.